

# Customer Information Bulletin

## Subject:

**FabPro 1000**

Software update for new print-material launch.

## Issue:

A new 3D Sprint software update is available for customers to download which will add the FabPro™ Elastic BLK print material and build style.

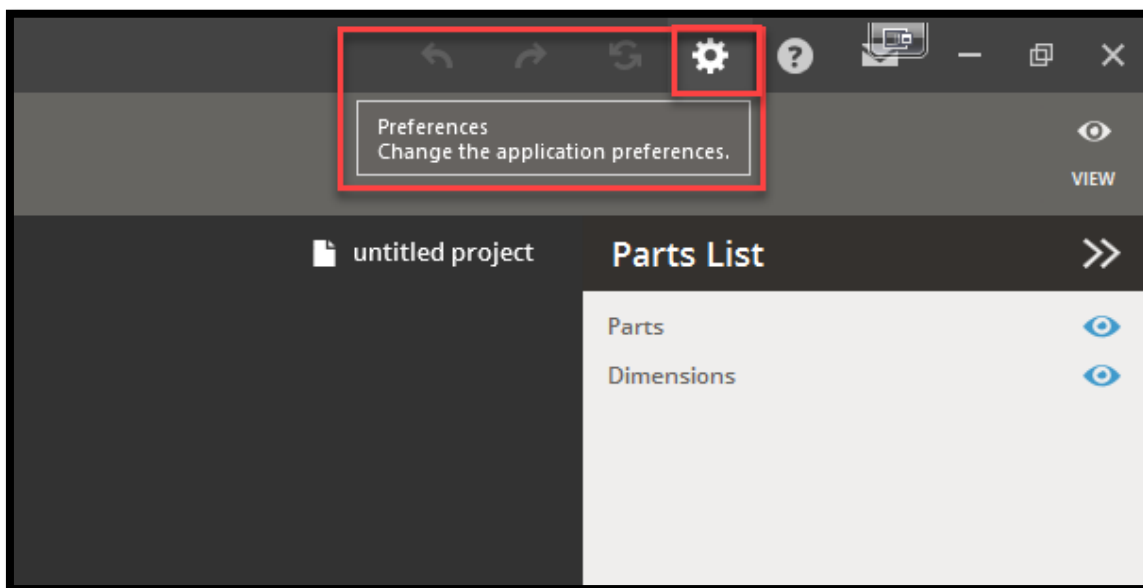
## Solution:

Download the software update.

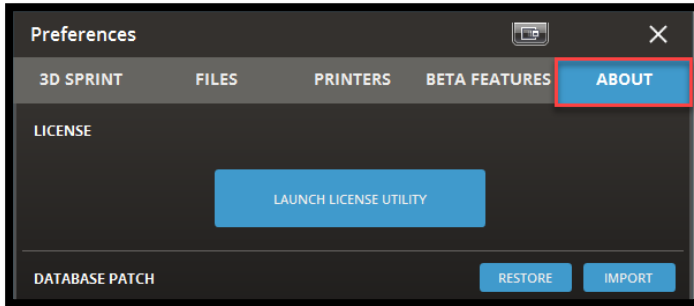
1. Ensure that you have upgraded to 3D Sprint 2.10.1. Sprint should automatically check for updates, unless you have turned this feature off.
2. Go to <http://infocenter.3dsystems.com/fabpro1000/software-downloads#db-update> to download the latest database update file. It is called: **2.10.1\_Elastic\_BLK\_Material\_DB\_Update.zip**.

### To update the database in 3D Sprint:

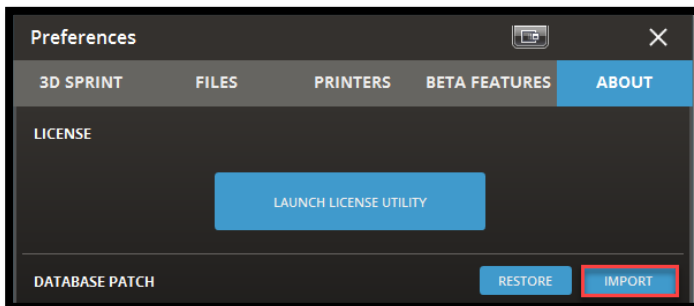
1. When opening 3D Sprint, right-click on the Sprint icon and **Open as Administrator**.
2. Open the **Preferences** interface.



3. Go to the **About** tab

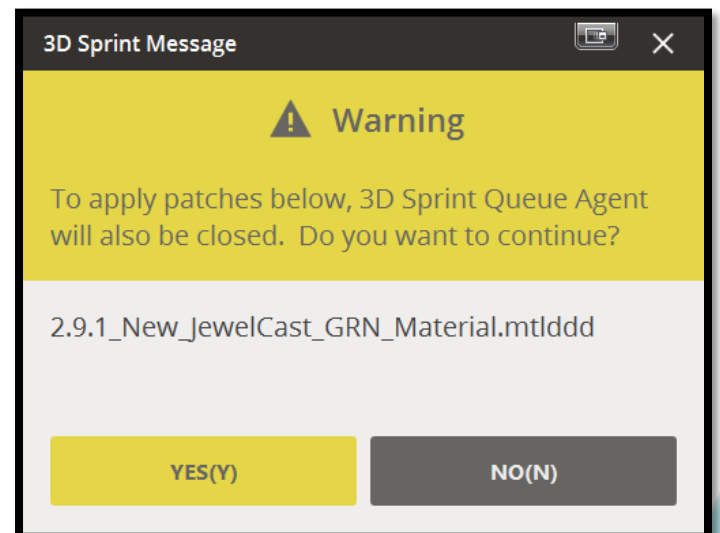
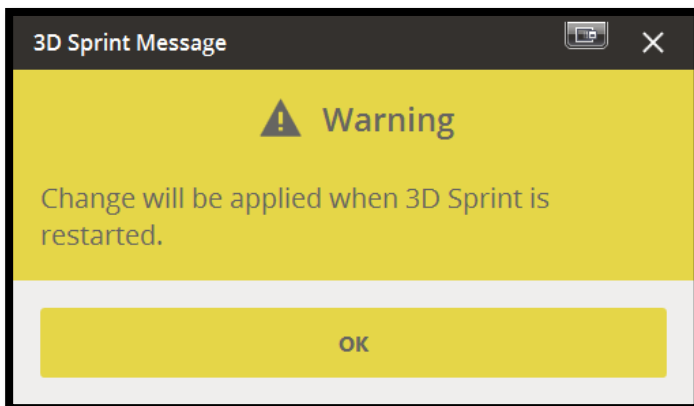


4. Under **Database Patch** click **Import**



This allows the selection of a Material-Database Update File (**.mtlddd**) to update the local application database.

5. Select the downloaded update file from your downloads folder and click **Open**.
6. Click **Ok** from the pop-up window.
7. Close 3D Sprint and press **YES** when prompted. Then restart the application.



Sample image – please use the **.mtlddd** file in this CIB

<https://support.3dsystems.com/s>