



# Customer Information Bulletin

# CIB

CIB #: CIB00052  
Date: Oct 2017  
Status: Non-confidential

**Subject: V5.1.1 sPro60 DuraFormFlex material update  
(Post V5.1.18 Software installation)**

---

## Introduction

This is an update over software release V5.1.18 for sPro60 platforms, i.e. sPro60 HD and sPro60 HD-HS. This update includes revised material configuration files V5.1.1 and updated guide “Rev. B” for DuraFormFlex only.

## Change summary:

- Improved parameter values for both sPro60 HD and HD-HS.

## Installation Steps:

1. This update should be installed after completing installation of **sPro-5.1.18.9277.exe**.
2. Download **sPro60-DuraFormFlex-V5.1.1-Update.zip** from Team Platform::  
<https://3dsystems.teamplatform.com/pages/168903?t=r05crhh2chjl>  
Password: **DuraFormFlexV5.1.1**
3. Extract downloaded zip and copy material configuration file(s) from correct folder under “platform” folder based on your installation, i.e. sPro60HD or sPro60HD-HS.
4. Paste copied **.cfg** file(s) in “C:\dtm\config\material” and “C:\dtm\platform\<sPro60Platforms>” folders to replace existing files.

**NOTE:** “C:\dtm\platform” folder will be present only in case of “Standalone Computer” mode of installation.

5. Launch BuildSetup and in the main menu, select “File” >> “Change Material...” to verify if V5.1.1 DuraFormFlex material configuration file(s) are replaced successfully.

For more information,  
Contact 3D Systems’  
Customer Hotline at  
(800) 793-3669,  
Or contact your local  
account representative

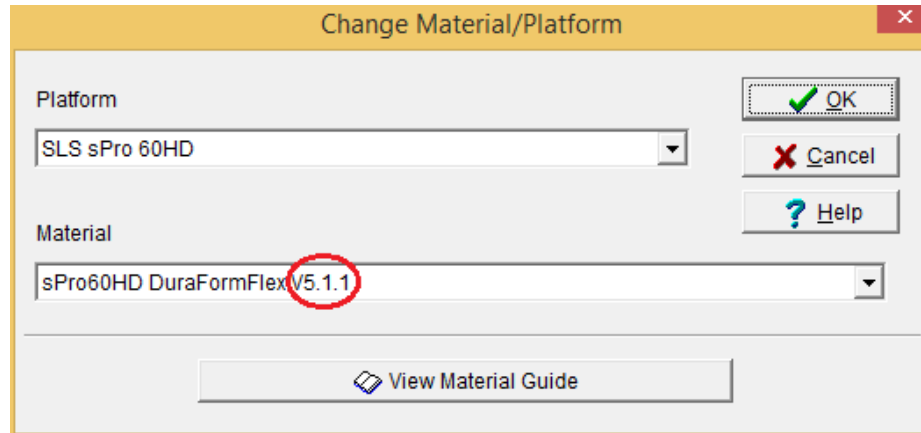


# Customer Information Bulletin

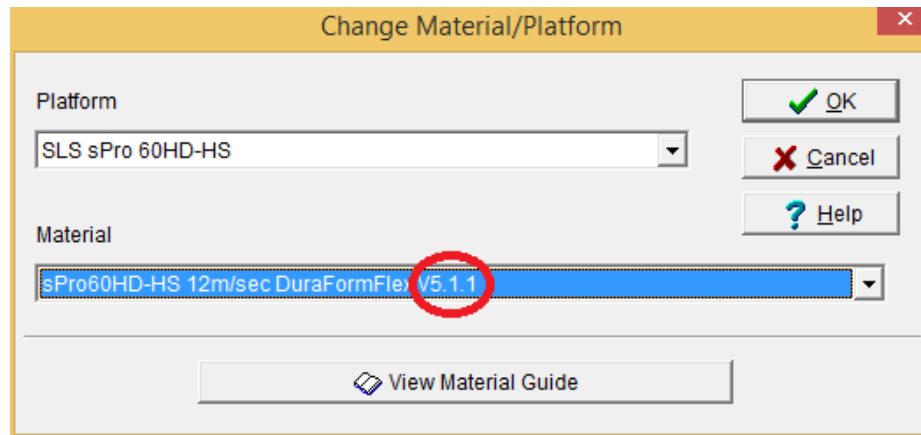
# CIB

CIB #: CIB00052  
Date: Oct 2017  
Status: Non-confidential

**Subject: V5.1.1 sPro60 DuraFormFlex material update  
(Post V5.1.18 Software installation)**



sPro60 HD Printer (1 config)



sPro60HD-HS Printer (2 configs)

For more information,  
Contact 3D Systems' Customer Hotline at  
(800) 793-3669,  
Or contact your local account representative

6. For sPro60 HD-HS, we have **two** DuraFormFlex configurations:

- sPro60HD-HS\_6m\_DuraFormFlex.cfg
- sPro60HD-HS\_12m\_DuraFormFlex.cfg

7. We have also updated the DuraFormFlex material guide to **revision B**.



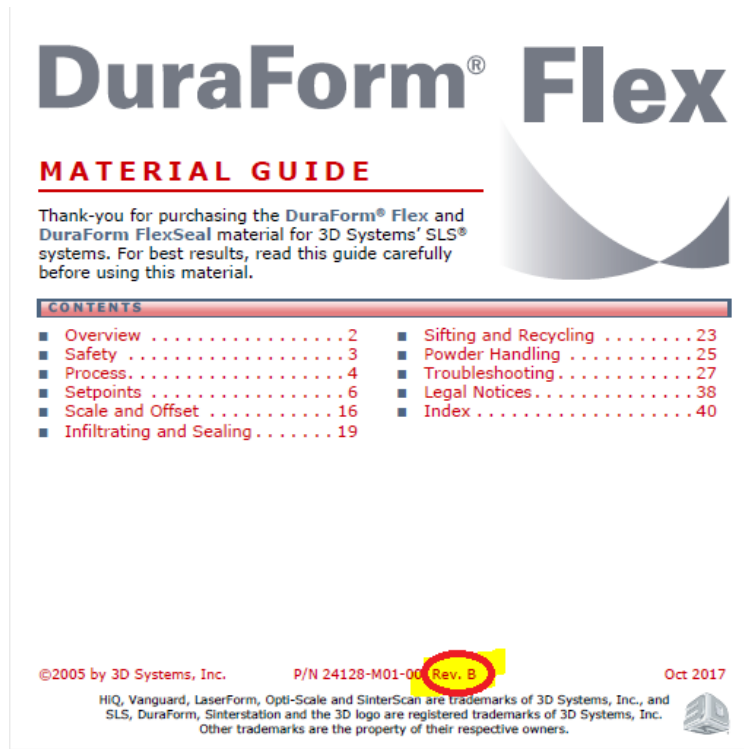
# Customer Information Bulletin

# CIB

CIB #: CIB00052  
Date: Oct 2017  
Status: Non-confidential

## Subject: V5.1.1 sPro60 DuraFormFlex material update (Post V5.1.18 Software installation)

8. Copy **DuraFormFlexGuide.pdf** from extracted “docs\material” folder and paste it under “C:\dtm\docs\material” folder to replace existing guide.
9. Verify the guide is updated correctly by opening the PDF and checking “**Rev. B**” listed at the bottom of first page.



For more information,  
Contact 3D Systems' Customer Hotline at (800) 793-3669,  
Or contact your local account representative

10. You are now set to use BuildSetup with updated V5.1.1 DuraFormFlex material to create build packets (BPF's & BPZ's).